



















Risk Assessment – COVID 19 – OPERATORS AND FUNFAIRS v4

Date:	18/7/2020	Site:	OPERATORS AND FUNFAIRS	Who Might Be Harmed: (insert ✓)	Employee	Client	Sub-Contractor	Visitor/ Public
Review:	17/7/2021	Assessed By:	Helen Overton (GradIOSH)		✓			✓

Known Hazards (insert ✓)								PPE to be Used (insert ✓)									
																	
Manual Handling	Slip / Trip Hazard	Harmful chemicals	Noise/ Dust	Electric Shock	Vehicles	General Risk of Danger	Biological	Bump Cap	Safety Glasses	Face Shield	Face Mask	Hi-Viz	Overall / Uniform	Apron / Tabard	Hand Sanitiser/ Soap	Protective Gloves	Safety Shoes
	✓			✓	✓		✓			✓	✓	✓	✓		✓		

Competence/Training

- All operators and their employees will be trained and deemed competent/have an acceptable level of experience to carry out their duties.
- All operators and personnel are to read and sign the Risk Assessment and Method Statement specific to the site and sign/date to confirm understanding.
- Staff have had ladder training and carry equipment suitable for the role

Method of Work

- Vehicles are suitable for carrying the equipment required.
- Full details of the job have been discussed including site access in advance
- The correct tools and equipment are supplied by each operator

Working at height

- Ladders most suitable for the task will be used by trained employees
- One position for a maximum of 30 minutes
- Used for lightwork only and nothing heavier to lift than 10kg

- Maintain three points of contact (hands and feet) at the working position
- A handhold is available on the ladder or stepladder
- Positioned on firm ground or spread the load

Personnel Duties

- All accidents, incidents and dangerous occurrences must be notified to the Steward in charge at the earliest opportunity.
- Carry out any other reasonable task or request relevant to his/her job as required by the Steward in charge.

Personal Protective Equipment (PPE)

The following PPE will be mandatory for the site, unless directed by signs, site management or advised by an appropriately qualified person.

- Safety Footwear with toe, mid-sole protection and ankle support during any manual handling for load in and load out.
- Hi-Viz Tabard during load in and load out.

Additional PPE that may be required as necessary:

- Head Protection with four-point strap
- Covid 19 PPE: mask, face covering, visor and gloves as deemed necessary

Activity	Hazards	Who might be at risk	Assessment			Control Measures	Residual		
			L	S	R		L	S	R
DRIVERS AND DRIVING									
Returning to Work following lockdown	Infection risk of Covid-19	Employees	2	4	8	<ul style="list-style-type: none"> • Providing clear, consistent and regular communication to improve understanding and consistency of ways of working to employees. • Engaging with employees through existing communication routes to explain and agree any changes in working arrangements. • Developing communication and training materials for workers prior to returning to site, especially around new procedures for arrival at work. 	1	4	4

Vehicles	Infection risk of Covid-19	Employees	2	4	8	<ul style="list-style-type: none"> The company is following the Government Guidelines (Corona Virus 2020 Legislation) for employees carrying out their roles / duties Employees will be reassured and instructed to ensure they wash their hands / use sanitizer and comply with social distancing. Anyone with symptoms are informed not to come to work and self-isolate 	1	4	4
PPE	Infection risk of Covid-19	Employees	4	4	16	<ul style="list-style-type: none"> Uniform must be clean laundered daily PPE will be provided (masks and face shields) if less than 1metres+ space is available. Hand Sanitiser/Hand Wipes and Hand Soap provided Wash hands regularly with soap and water for 20 seconds, and after removing gloves, aprons and other protection used while cleaning and store in waste bags in the vehicle 	2	4	8
Shift patterns and working groups	Infection risk of Covid-19	Employees	4	4	16	<ul style="list-style-type: none"> As far as possible, where employees are split into teams or shift groups, fixing these teams or shift groups so that where contact is unavoidable, this happens between the same people. People who work together in one vehicle should be in a fixed pairing as far as possible. Identifying areas where people have to directly pass things to each other. 	2	4	8
H&S Arrangements	Infection risk of Covid-19	Employees	3	4	12	<ul style="list-style-type: none"> Medical provision is available which will include gloves and aprons Hand wash and sanitizer and wipes are all available Vehicles should be kept clean Disposable PPE should be bagged and stored safely 	2	4	8
Use of Public Toilet	Infection risk of Covid-19	Employees	2	4	8	<ul style="list-style-type: none"> Hand sanitizer to be used before entering the toilets to clean hands before access and to wash hands after using the toilets, hand driers to be used If the facilities are busy it is advisable to wear as mask if social distancing cannot be maintained 	1	4	4
Employee Training and Awareness									

Training	Infection risk of Covid19	Employees	4	4	16	<ul style="list-style-type: none"> All staff are being communicated with on a regular basis and will receive regular training and updates Employees will be made aware of social distancing in the work environment 	1	4	4
Building a ride / funfair site opening the funfair									
Communication on site	Infection risk of Covid-19	Employees/ members of the public	3	4	12	<ul style="list-style-type: none"> The operator will be following the Government Guidelines for company's returning to trade during covid19 No visitors or members of the public will be permitted to enter the build site. Anyone with symptoms are informed not to come into the work place and self-isolate. Anyone who wishes to shield will be permitted to do so. 	2	4	8
Communication with the public	Infection risk of Covid-19	Employees/ members of the public				<ul style="list-style-type: none"> Proactively communicate guidelines and expectations for health and hygiene procedures and precautions for members of the public and for employees Clearly marked physical distancing spaces/guidelines with floor markings, seat markings, or signs to make it easy for members of the public to understand what is expected is in place. signs/messages: We are committed to keeping you healthy and safe. We rely on you to protect yourself too:- <ul style="list-style-type: none"> Wash your hands often and avoid touching your face Maintain your distance from others Cover your mouth and nose Avoid touching surfaces 			
Access Control	Infection risk of Covid-19	Employees/ members of the public	4	4	16	<ul style="list-style-type: none"> Access control will be managed using CDM 2015 legislation, signage will ensure no public access Uniform and work clothes must be clean laundered daily PPE will be provided (masks) if less than 1metre + is available. Hand Sanitiser/ Hand Soap provided on site. Acrylic (plexiglass) or other types of barriers/hygiene screens between members of the public and staff facing areas when in place are cleaned regularly 	1	4	4

Break times	Infection risk of Covid-19	Employees	4	4	16	<ul style="list-style-type: none"> • Employees will be reminded to keep social distancing a priority • Employees are encouraged to bring their own water bottles which can be filled throughout the day 	1	4	4
Opening Rides/stalls	Infection risk of Covid-19	Employees / members of the public	3	4	12	<ul style="list-style-type: none"> • First aid provision is available • Capacity can be reduced/managed to allow for appropriate social distancing. • Seating positions in rides and attractions are controlled by employees. • Family members and others who live in the same home do not need to be physically distanced from each other. • Hand wash and sanitizer are available, users are encouraged to use before entering the ride. • All employees should wear masks/face coverings while working, interacting with others where social distancing cannot be maintained. • Touch-free/contactless payment options available • Music will be kept low to allow the public to talk at a normal level 	2	4	8
Inflatables	Infection risk of Covid-19	Employees / members of the public	3	4	12	<ul style="list-style-type: none"> • All inflatables are manufactured from NHS grade PVC to start with which contains high levels of Anti fungicides and Antibacterial agents. These agents ensure 99.9% of all known germs are killed within 24 hours, ensuring maximum safety at all times and minimum risk of infection. • All inflatables and goods are fully sanitized before opening. 	2	4	8
Physical Distancing: Calculating Capacities	Infection risk of Covid-19	Employees / members of the public	3	4	12	<ul style="list-style-type: none"> • Capacities based on queue length, waiting area and ride capacity have been adjusted to allow for 4 feet (1 meter +) of physical distancing between individuals. • Signage positioned at natural entrances to a funfair • Hand sanitizer stations positioned at entrances and exits 	1	4	4

Sanitation/House keeping/Cleaning Operations	Infection risk of Covid-19	Employees / members of the public	4	4	16	<ul style="list-style-type: none"> All high-touch areas are sanitized frequently including: door handles, bin touchpoints, access control equipment, counters, handrails, tables, seats, benches, toilets, sink faucets and toilet handles, soap dispenser push plates, ice scoops, refrigerator handles, towel dispenser handles, cleaning tools, counter tops, door knobs, sinks, queue rails, harnesses, restraints. All bodily fluids are treated as if they are infectious. PPE is worn at all times. 	2	4	8
Rides, stalls	Infection risk of Covid-19	Employees / members of the public	3	4	12	<ul style="list-style-type: none"> Employees should wash/sanitize their hands frequently. Cleaning and sanitizing protocols are important for high-touch surfaces on rides and attractions. Approaches include: Sanitizing public's hands as they enter the queue line, just before they board, and/or as they exit. This helps reduce the likelihood of members of the public leaving germs behind on surfaces. The operator will sanitize ride surfaces frequently touched by the public or employees, including handrails, arm rests, restraints, lap bars, grips, seatbelts, over-the-shoulder harnesses, etc. Employees should avoid physically assisting/lifting a member of the public. If a member of the public needs assistance, ask another family member to help. (Employees may still need to physically assist/lift a member of the public in the event of a ride evacuation.) 	2	4	8
FOOD AND BEVERAGE OPERATIONS									

Food and Drink Operators	Infection risk of Covid-19	Employees / members of the public	4	4	16	<ul style="list-style-type: none"> Sneeze guards or other barriers are in place where needed and sanitized frequently Self-serve condiments containers and utensils removed from public access and available from servers. Only pre-packaged food to be placed in self-service counters. Self-service options and refillable drink containers should be avoided Touch-free payment options, including contactless payments in place Kiosks should be thoroughly cleaned and sanitized regularly. General kitchen cleaning should be frequent and performed according to use. 	1	4	4
--------------------------	----------------------------	-----------------------------------	---	---	----	--	---	---	---

	Name	Competency	Date
Conducted by:	Helen Overton	GradIOSH	18/7/2020
Review Conducted by:			9/7/2021

KEY: S = Severity Rating

L = Likelihood of Occurrence

R = Risk Rating

Severity	5	5	10	15	20	25
4	4	8	12	16	20	
3	3	6	9	12	15	
2	2	4	6	8	10	
1	1	2	3	4	5	

- Unacceptable risk. Plan out or add further control measures
- Acceptable only if no other method viable and with high level controls in place
- Acceptable with suitable control measures
- Acceptable. No further action required

1 2 3 4 5
Likelihood

Severity		Likelihood		Risk Interpretation	
1	No injury	1	Unlikely, unexpected	4 & below	Acceptable. No further action required
2	Minor injury	2	Possible, rare	5 to 8	Acceptable with suitable control measures
3	Major injury to 1 person	3	Expected, 50/50 chance	9 to 12	Acceptable only if no other method viable and with high level controls in place
4	Major injury to more than 1 person	4	Regular, not again	13 & above	Unacceptable risk. Plan out or add further control measures
5	Death / multiple deaths	5	Frequent, Often		

Definition:

Personal Protective Equipment (PPE) is all equipment including clothing affording protection which is intended to be worn or be held by a person at work and which protects them against one or more risks to their health and safety e.g. protective gloves, face coverings

Legal Duties:

PPE at Work Regulations state that personal protective equipment is to be supplied and used at work wherever there are risks to health and safety that cannot be adequately controlled in other ways. The regulations also require that PPE is properly assessed before use to ensure it is suitable; is maintained and stored properly is provided with instructions on how to use it safely and is used correctly by employees. Any PPE is to be provided free of charge and when issued employees are legally obliged to wear it as identified by the relevant risk assessment.

PROCEDURE & CONTROL MEASURES

COVID-19

<https://www.gov.uk/guidance/working-safely-during-coronavirus-covid-19/>

- ❖ FOLLOW LOCAL SITE RULES IMPLEMENTED BY THE CLIENT
- ❖ MAINTIAN SOCIAL DISTANCING AT ALL TIMES AND IF THIS IS NOT POSSIBLE WEAR A FACE MASK
- ❖ IF YOU HAVE ANY CONCERNS, CONTACTED YOUR LINE MANAGER

Notes:

COVID-19 is mainly passed on by person-to-person spread between people who are in close contact with one another and by droplets produced when an infected person coughs or sneezes.

- It can also spread through contact with a surface or object that has the virus on it. Cleaning helps minimise the spread of coronavirus (COVID-19).
- Fortunately, normal cleaning methods do kill this virus.

Showing Symptoms of COVID-19 while at work

COVID-19 Symptoms are: -

- Persistent Cough
 - High Temperature
 - Loss of Smell / Taste
- Should you show any one of these symptoms then do not go to work, self-isolate and seek medical advice
 - If you have entered the client site and recognise one or more of the symptoms, then you must take yourself to the area designated by the client and notify your line manager immediately when safe to do so.

ADDITIONAL INFORMATION

Ensure that you follow social distancing measures at all times. If you are unsure of any process, then please ask.



**World Health
Organization**

Wash your hands

Wash your hands with soap and running water when **hands are visibly dirty**



If your **hands are not visibly dirty**, frequently clean them by using alcohol-based hand rub or soap and water



Protect yourself and others from getting sick

Wash your hands



- after coughing or sneezing
- when caring for the sick
- before, during and after you prepare food
- before eating
- after toilet use
- when hands are visibly dirty
- after handling animals or animal waste



Protect others from getting sick

When coughing and sneezing
cover mouth and nose with
 flexed elbow or tissue



Throw tissue into closed bin
 immediately after use

Clean hands with alcohol-based
 hand rub or soap and water
 after coughing or sneezing and
 when caring for the sick



Reduce your risk of COVID-19 infection

1. Clean your hands often
2. Cough or sneeze in your bent elbow – not your hands!
3. Avoid touching your eyes, nose and mouth
4. Avoid close contact with someone who is sick
5. Clean and disinfect frequently touched objects and surfaces



Employee			Trainer		
Name	Payroll Number	Signature	Name	Signature	Date

